




START



myhomeschoolmath.com

What am I?


I grow on trees.
I am red, green or yellow.
I am crunchy.



myhomeschoolmath.com

What am I?

I am small and red.
I grow on the ground.
I have seeds on the outside.



myhomeschoolmath.com

What am I?


I grow on trees.
You have to peel me
before you eat me.
My name is also a colour.



myhomeschoolmath.com

What am I?

I am long and yellow.
My flesh is soft and sweet.
You have to peel me
before you eat me.



myhomeschoolmath.com

What am I?

I am sweet.
I am usually round.
You can put candles on me.



myhomeschoolmath.com

What am I?

I am sweet.
I melt in the sun.
I taste good on a sunny day.





What am I?

I grow in bunches on vines.
I come in black, yellow,
purple or green.
I can be sweet or sour.


myhomeschoolmath.com



What am I?

I grow on trees.
I am stone fruit.
I am a small, round fruit,
usually red or black.

myhomeschoolmath.com



What am I?

I grow up in the forest.
I have a fleshy rounded cap.
I can be edible or poisonous.


myhomeschoolmath.com



What am I?

I am a baked snack.
I am small, flat and sweet.
I usually contain flour,
sugar, egg.


myhomeschoolmath.com



What am I?

I am round.
People cut me into 8 pieces.
I am usually topped with
tomato sauce and cheese.

myhomeschoolmath.com



END

myhomeschoolmath.com




Domino Cards for Early Reading Comprehension

You can use the cards as a domino game or as separate cards, choose with your child the one that suits you best.


1. Children match descriptions to the pictures while playing a domino game.

Print the cards on thick paper and cut them out. Scatter the cards face up on the table and place START domino on the table. The child reads the text on the other side of the domino, guesses the answer and/or looks for a domino whose picture matches the text and connects two dominoes. Then the child (or the next child in the game) reads the text on the other side of the domino, says the answer and/or looks for a domino whose picture matches the text. The process continues until all dominoes are connected.



2. Children match descriptions to the pictures

Print the cards on thick paper and cut them out. Cut each card in half so that you have separate pieces of text and pictures. Spread the cards face up on the table. The child pulls out a card with the text, reads the task and finds the picture that matches the text.



Reading comprehension is the ability to read text, process it, and understand its meaning. It helps children expand their vocabulary, learn about the world, and understand complex concepts. It is the foundation for all other learning skills.